


MB-01 410mm metal Drawer



Operational

Metal Heavy Duty Housing
Insert Made of ABS Plastic.
Roller Ball Bearings

Locking Bar.

3 Position Keys-alike, Randon (4 Different keys).

In-house Powder Coating.

Solenoid With Any Voltage and Ampere, Any Connector Available Upon Request.

Micro-switch (Optional).

Stainless Steel Bill Clamps

Metal and Wire Gripper (Optional).

Dimensions: 410mm (W) *410mm (D)*110mm (H).

Weight: 6.8Kg


Color: Black standard(Beige Optional)

Interface: RJ11 Plug Out From Bottom


3 kinds of Bill Tray For Optional, Picture As Following:



Standard bill tray
(4B/8C)



Euro bill tray
(horizontal)



Euro bill tray
(vertical)